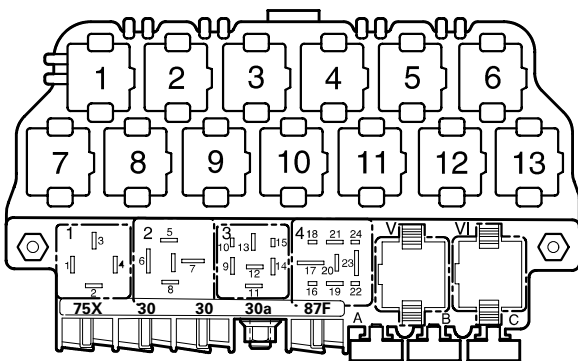


Comfort System, with Alarm System

from August 1999

Deviate relay location and fuseplacements as well as the locations of multiple connectors see section "component locations".

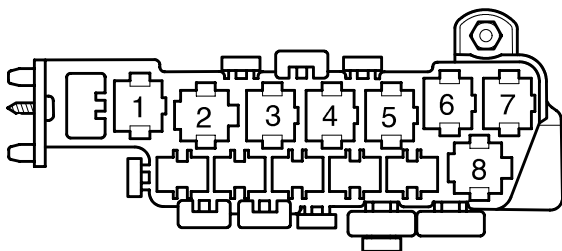


97-20676

Relay location on the thirteenfold auxiliary relay panel, above relay panel:

- 2** Relay for motor remote unlock rear lid (79)

Relay panel:



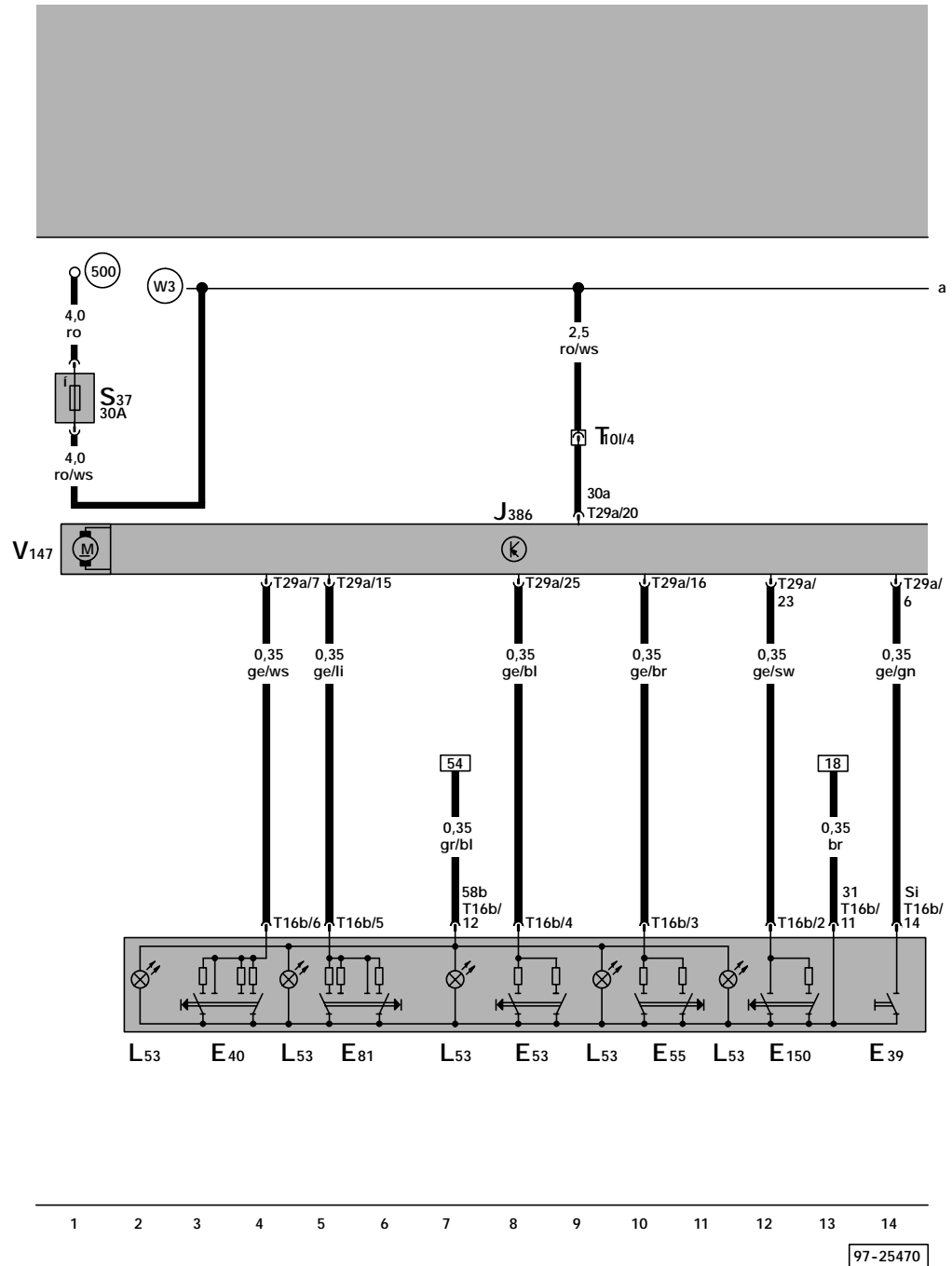
97-20515

Relay location on the eightfold auxiliary relay panel, behind relay panel:

Note: Number in parentheses indicates production control number stamped on relay housing.

Fuse colors

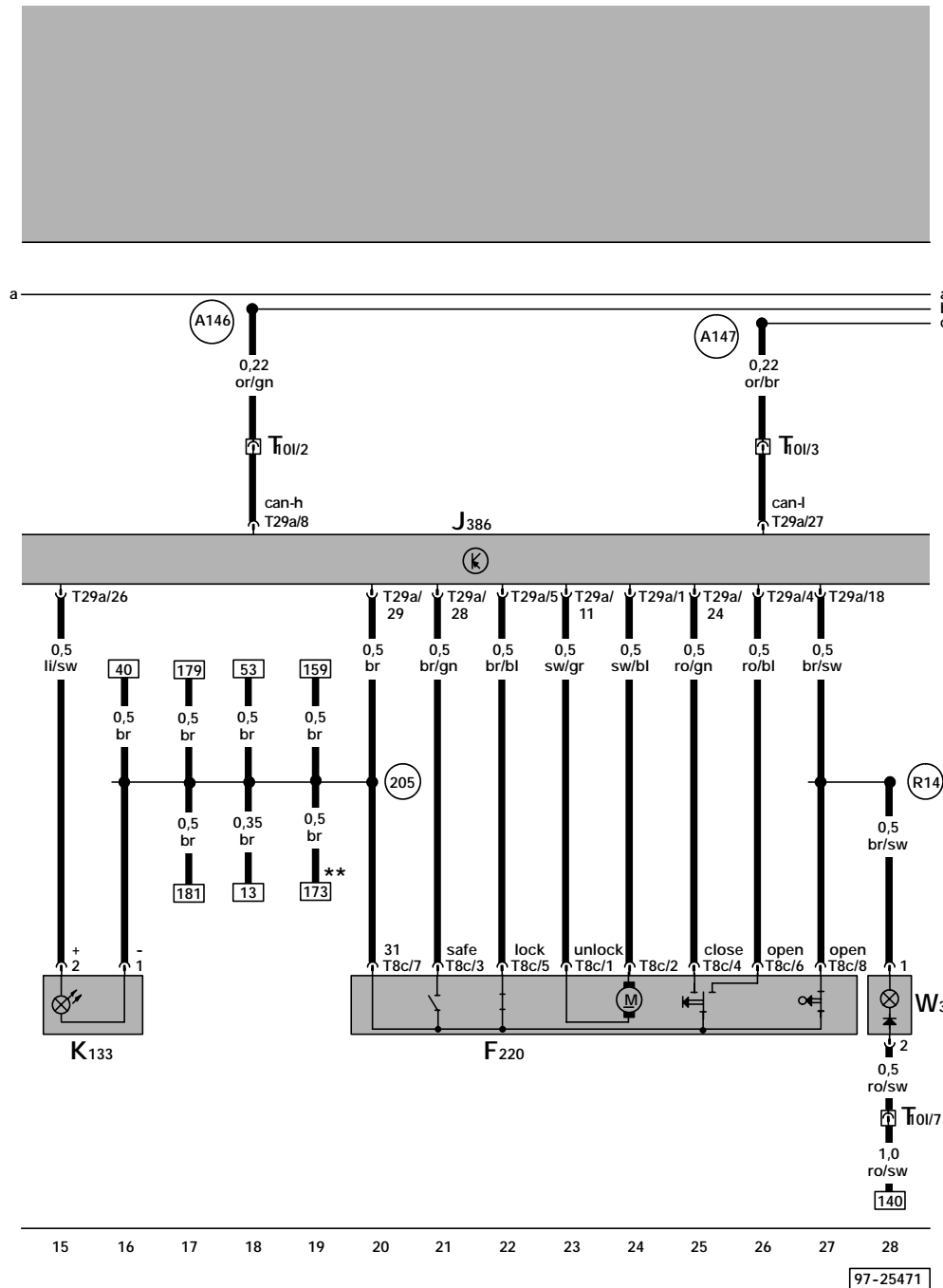
- 30 A - green
- 25 A - white
- 20 A - yellow
- 15 A - blue
- 10 A - red
- 7,5 A - brown
- 5 A - beige



ws = white
 sw = black
 ro = red
 br = brown
 gn = green
 bl = blue
 gr = grey
 li = violet
 ge = yellow

- E39 - Safety switch for window regulator rear
- E40 - Switch for window regulator front left
- E53 - Switch for window regulator rear left, driver
- E55 - Switch for window regulator rear right, driver
- E81 - Switch for window regulator front right, driver
- E150 - Switch for interior lock, driver side
- J386 - Door control module, driver side
- L53 - Power Window Switch Light
- S37 - Power window fuse
- T101 - 10-pin connector, black, connector station A-pillar left
- T16b - 16-pin connector, brown
- T29a - 29-pin connector
- V147 - Motor for window regulator, driver side

- (500) - Screw connection -1- (30), on relay panel
- (W3) - wire connection, in rear wiring harness



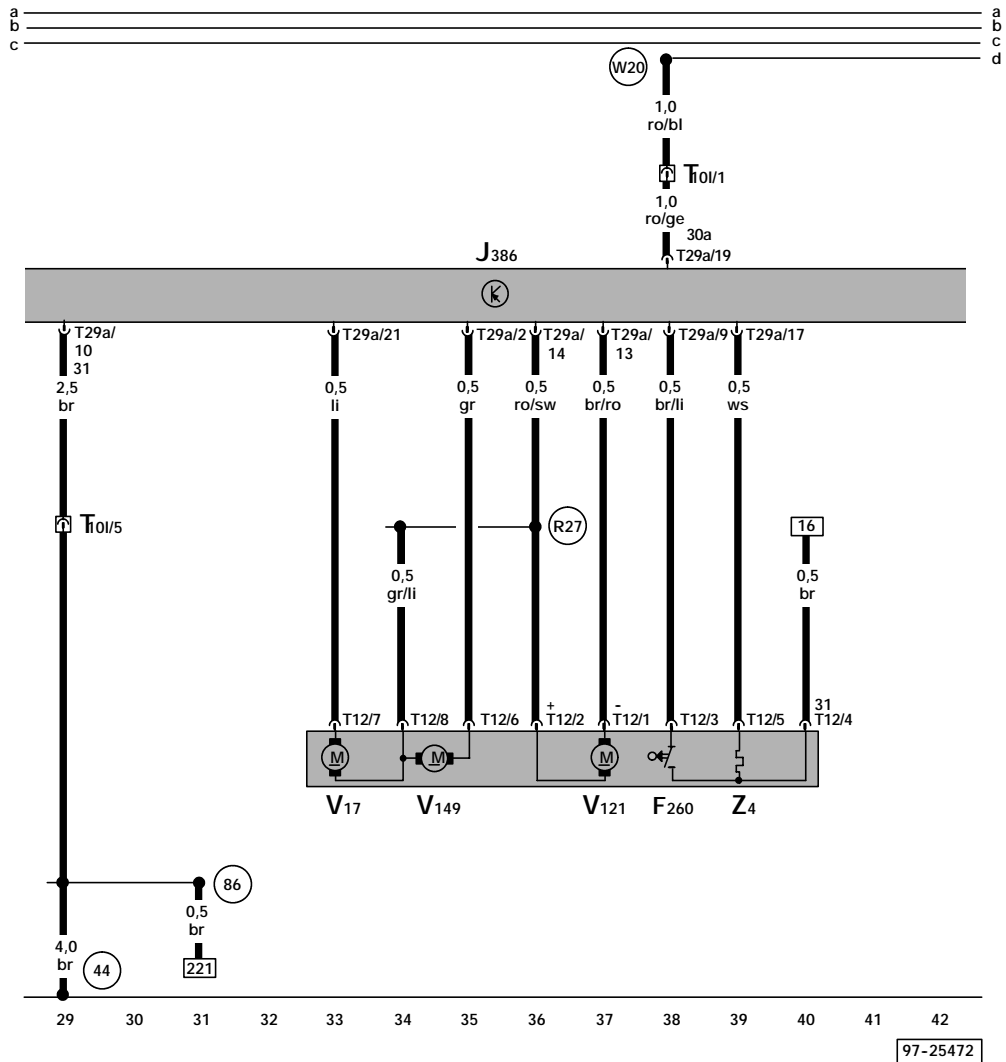
ws = white
 sw = black
 ro = red
 br = brown
 gn = green
 bl = blue
 gr = grey
 li = violet
 ge = yellow
 or = orange

97-25471

- F220 - Lock unit for central locking, driver side, switches are shown with doors in closed position
- J386 - Door control module, driver side
- K133 - Warning light for central locking -SAFE-
- T8c - 8-Pin Connector, black, on lock unit for central locking, driver side
- T10l - 10-Pin Connector, black, connector station A-pillar, left
- T29a - 29-Pin Connector
- W31 - Entry light front, left

- (205) - Ground connection, in driver's door wiring harness
- (R14) - wire connection -1- (open), in driver's door wiring harness
- (A146) - Connection (CAN-Bus Comfort, High), in instrument panel wiring harness
- (A147) - Connection (CAN-Bus Comfort, Low), in instrument panel wiring harness

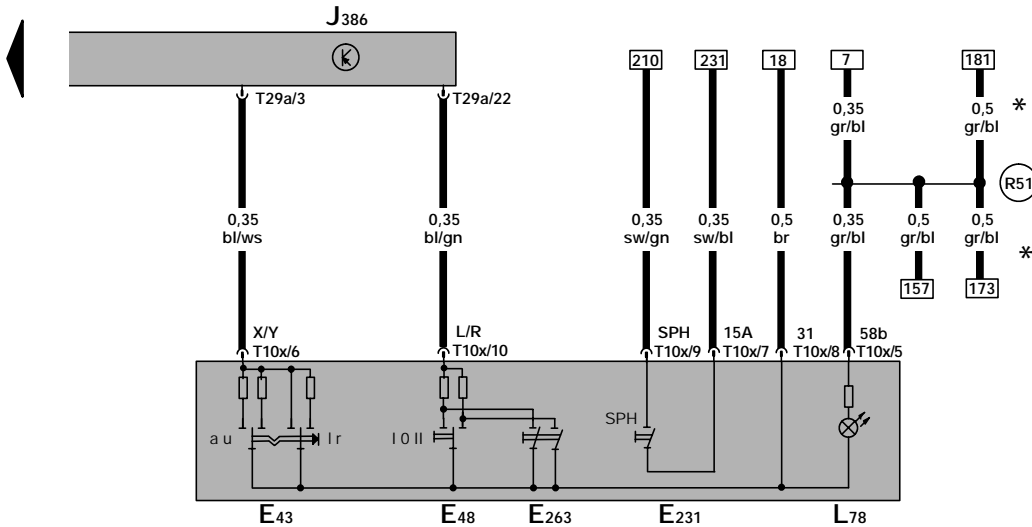

** - only vehicles with switches for remote unlock rear lid and remote fuel tank door placed in driver's door




ws = white
 sw = black
 ro = red
 br = brown
 gn = green
 bl = blue
 gr = grey
 li = violet
 ge = yellow

- F260 - Driver's Folding Mirror Contact Switch
- J386 - Door control module, driver side
- T10I - 10-Pin Connector, black, connector station A-pillar, left
- T12 - 12-Pin Connector, black
- T29a - 29-Pin Connector
- V17 - Driver's Side Mirror Adjustment Motor
- V121 - Motor for fold-in mirror, driver side
- V149 - Motor for mirror adjustment, driver side
- Z4 - Heated outside mirror, driver side

- (44) - Ground connection, on left A-pillar, lower part
- (86) - Ground connection -1-, in rear wiring harness
- (R27) - wire connection (power mirror), in driver's door wiring harness
- (W20) - Plus connector (30a), in wiring harness, rear



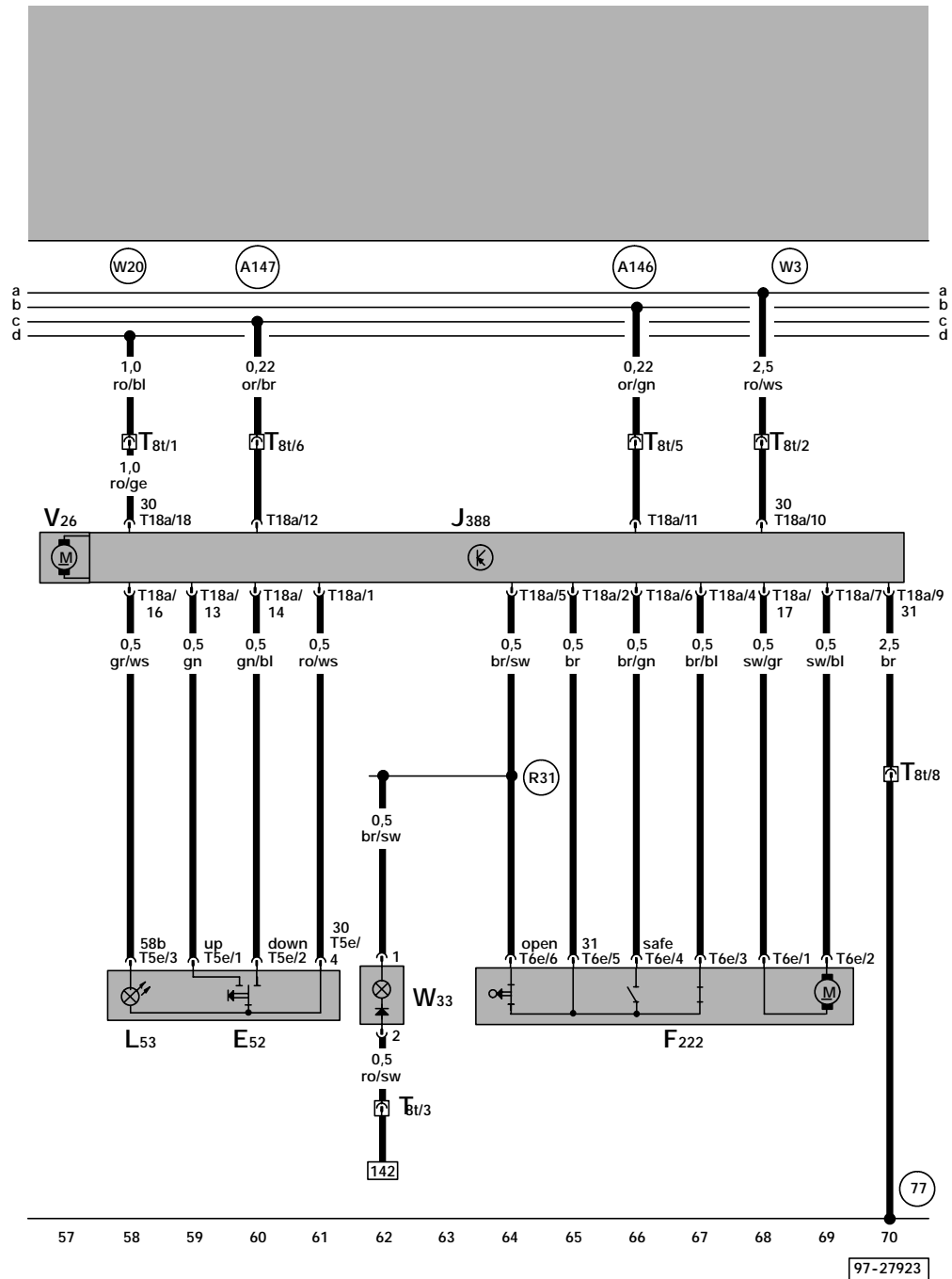
ws = white
 sw = black
 ro = red
 br = brown
 gn = green
 bl = blue
 gr = grey
 li = violet
 ge = yellow



- E43 - Mirror Adjustment Switch
- E48 - Mirror Selector Switch
- E231 - Switch for outside mirror heating
- E263 - Mirror Folding Switch
- J386 - Door control module, driver side
- L78 - Mirror Adjusting Switch Light
- T10x - 10-Pin Connector, black
- T29a - 29-Pin Connector

(R51) - Connection (58b) (driver's side door wiring harness)

* - only vehicles with switches for remote unlock rear lid and remote fuel tank door placed in driver's door



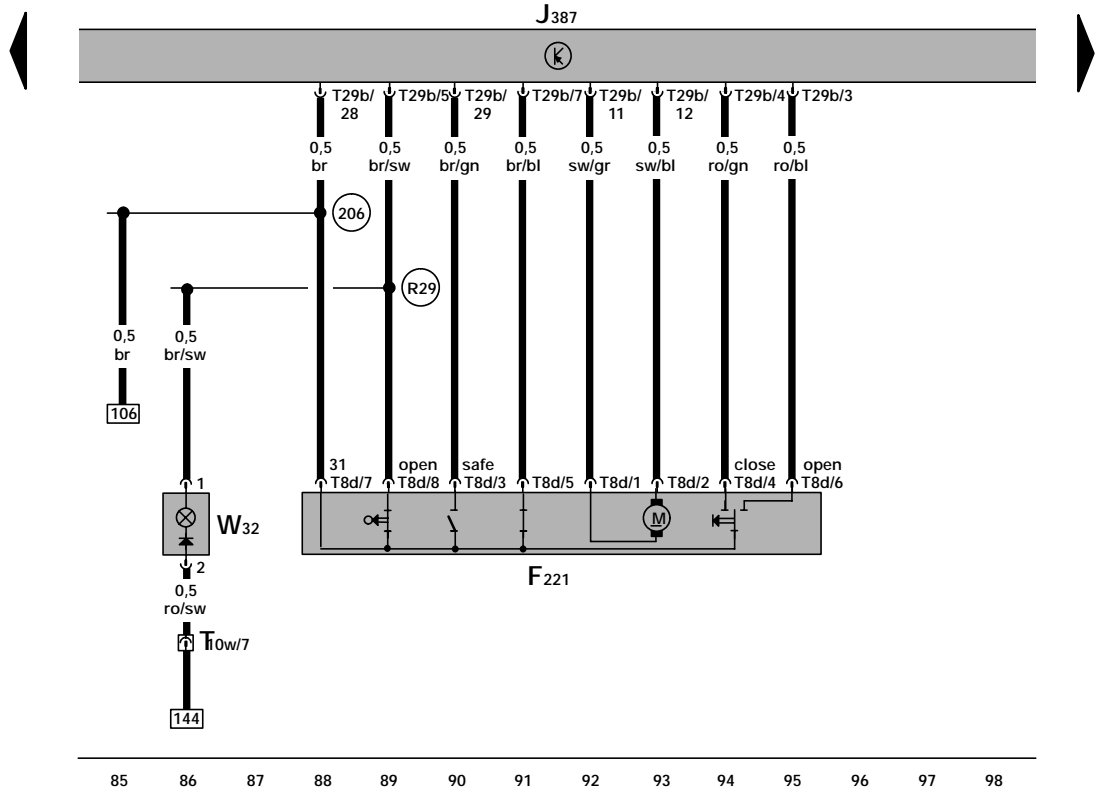

ws = white
 sw = black
 ro = red
 br = brown
 gn = green
 bl = blue
 gr = grey
 li = violet
 ge = yellow
 or = orange

- E52 - Left Rear Window Switch, (In LR Door)
- F222 - Lock unit for central locking, rear, left, switches are shown with doors in closed position
- J388 - Door control module, rear, left
- L53 - Power Window Switch Light
- T5e - 5-Pin Connector, black
- T6e - 6-Pin Connector, black
- T8t - 8-Pin Connector, black, connector station B-pillar, left
- T18a - 18-Pin Connector
- V26 - Motor for window regulator, rear, left
- W33 - Entry light rear, left


- (W3) - wire connection, in rear wiring harness
- (W20) - Plus connector (30a), in wiring harness, rear
- (A146) - Connection (CAN-Bus Comfort, High), in instrument panel wiring harness
- (A147) - Connection (CAN-Bus Comfort, Low), in instrument panel wiring harness

- (77) - Ground connection, (lower left B-pillar)
- (R31) - Wire connection -1-, in left rear door wiring harness

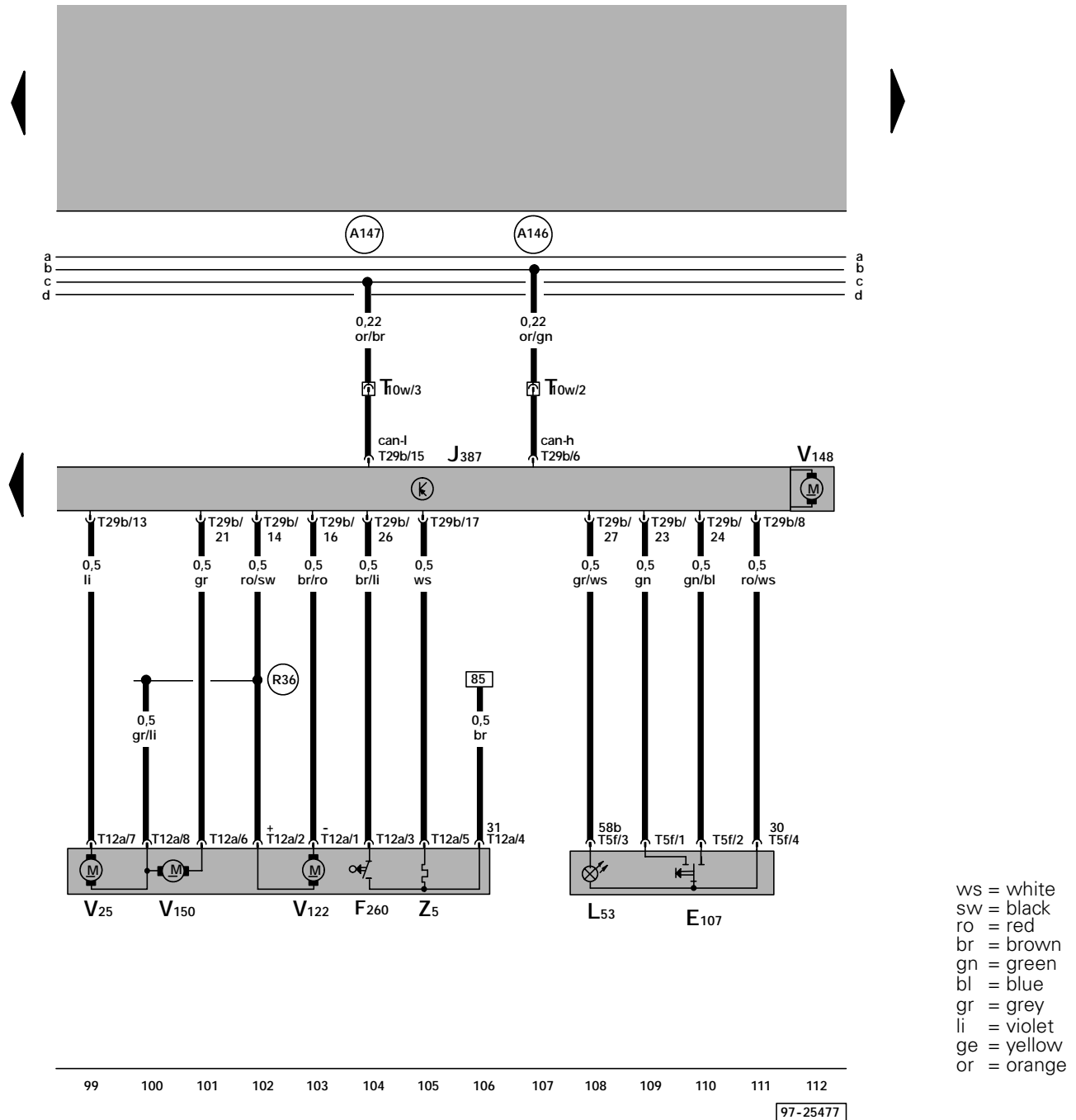
97-27923



ws = white
 sw = black
 ro = red
 br = brown
 gn = green
 bl = blue
 gr = grey
 li = violet
 ge = yellow

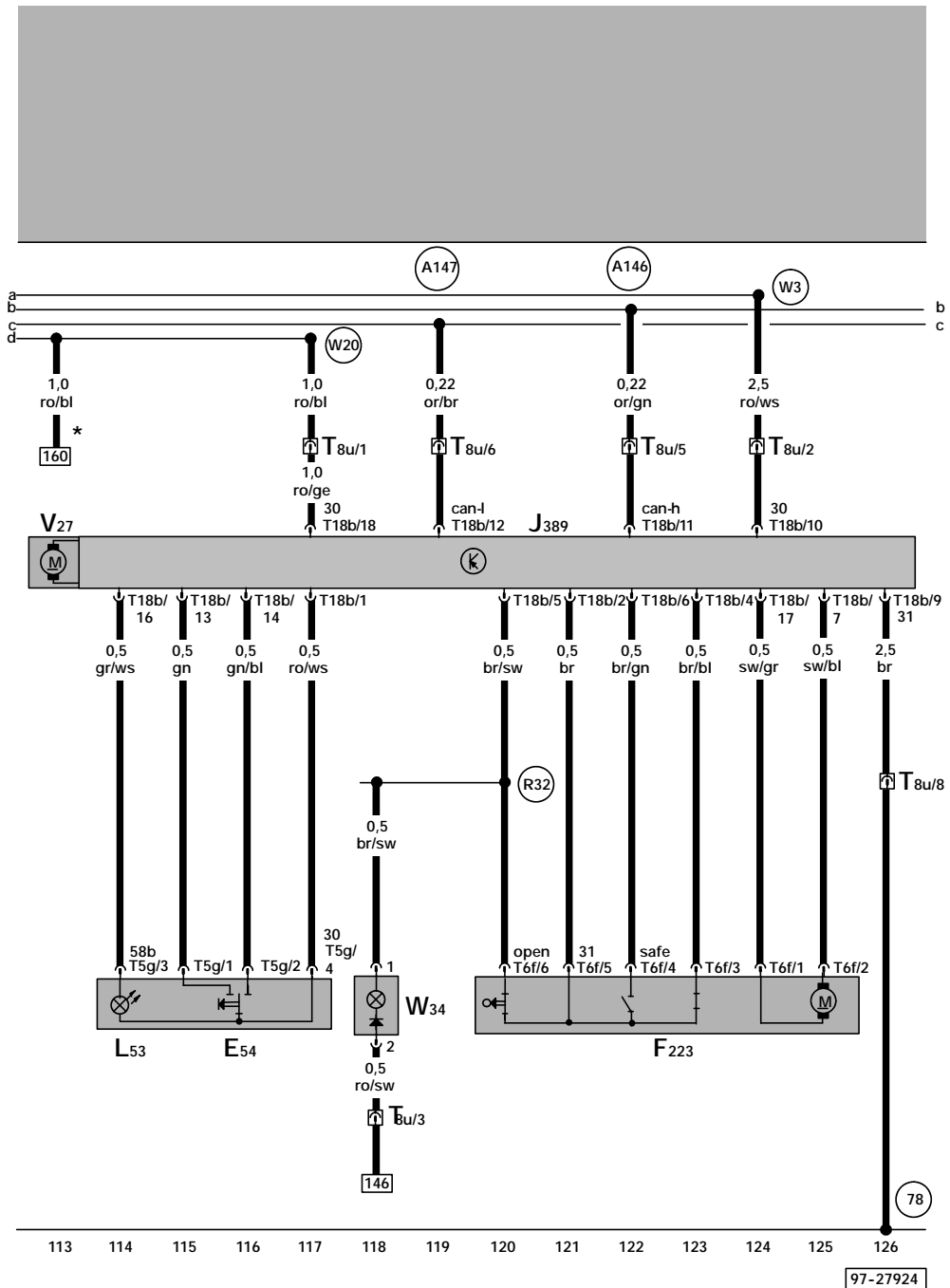


- F221 - Lock unit for central locking, passenger side, switches are shown with doors in closed position
- J387 - Door control module, passenger side
- T8d - 8-Pin Connector, black
- T10w- 10-Pin Connector, black, connector station A-pillar, right
- T29b - 29-Pin Connector
- W32 - Entry light front, right
- (206) - Ground connection, in passenger's door wiring harness
- (R29) - Wire connection -1- (open), in passenger's door wiring harness



- E107 - Switch for window regulator, in passenger door
- F260 - Driver's Folding Mirror Contact Switch
- J387 - Door control module, passenger side
- L53 - Power Window Switch Light
- T5f - 5-Pin Connector
- T10w- 10-Pin Connector, black, connector station A-pillar, right
- T12a - 12-Pin Connector, black
- T29b - 29-Pin Connector
- V25 - Passenger's Side Mirror Adjustment Motor
- V122 - Motor for fold-in mirror, passenger side
- V148 - Motor for window regulator, passenger side
- V150 - Motor for mirror adjustment, passenger side
- Z5 - Heated outside mirror, passenger side

- (A146)** - Connection (CAN-Bus Comfort, High), in instrument panel wiring harness
- (A147)** - Connection (CAN-Bus Comfort, Low), in instrument panel wiring harness
- (R36)** - wire connection (power mirror), in passenger's door wiring harness

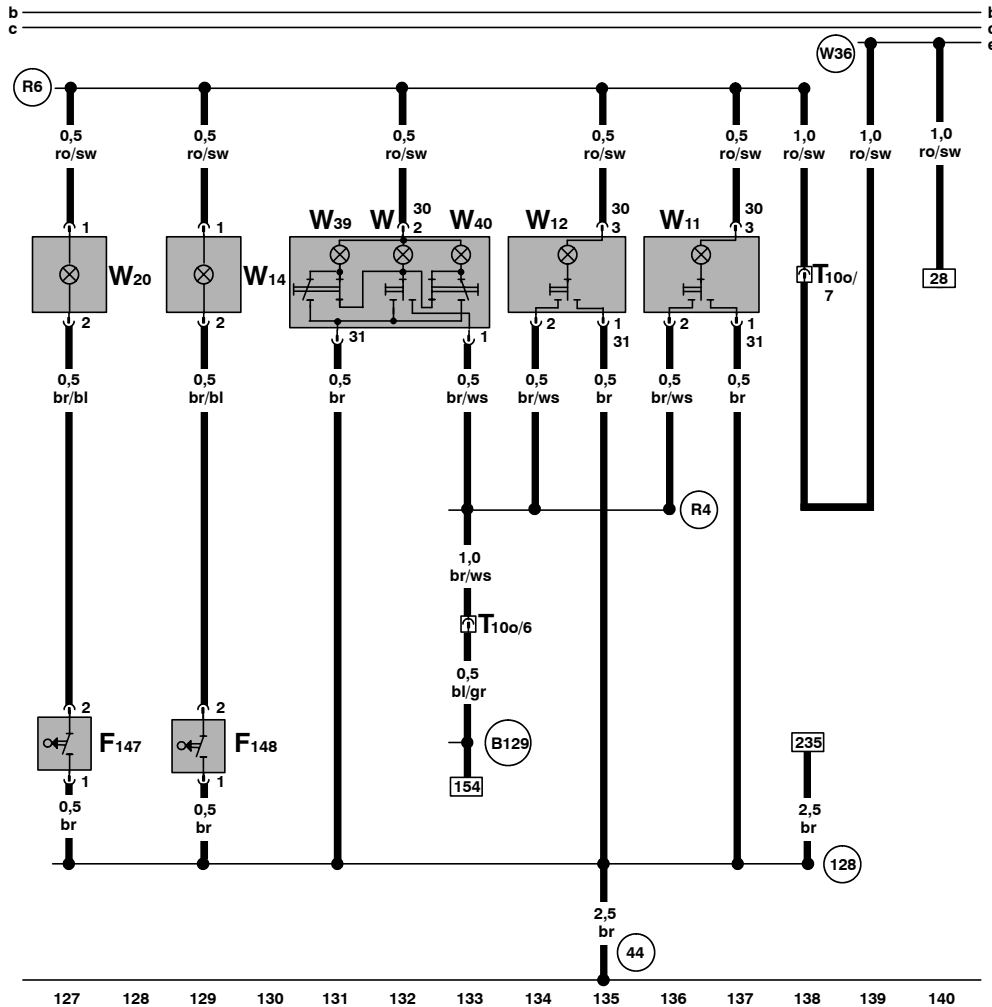


ws = white
 sw = black
 ro = red
 br = brown
 gn = green
 bl = blue
 gr = grey
 li = violet
 ge = yellow
 or = orange

- E54 - Right Rear Window Switch, (In RR Door), switches are shown with doors in closed position
- F223 - Lock unit for central locking, rear, right
- J389 - Door control module, rear, right
- L53 - Power Window Switch Light
- T5g - 5-Pin Connector
- T6f - 6-Pin Connector
- T8u - 8-Pin Connector, brown, connector station B-pillar, right
- T18b - 18-Pin Connector
- V27 - Motor for window regulator, rear, right
- W34 - Entry light rear, right

- (78) - Ground connection, (lower right B-pillar)
- (A146) - Connection (CAN-Bus Comfort, High), in instrument panel wiring harness
- (A147) - Connection (CAN-Bus Comfort, Low), in instrument panel wiring harness
- (R32) - Wire connection -2-, in right rear door wiring harness
- (W3) - wire connection, in rear wiring harness
- (W20) - Plus connector (30a), in wiring harness, rear

* - only vehicles with switches for remote unlock rear lid and remote fuel tank door placed in driver's door

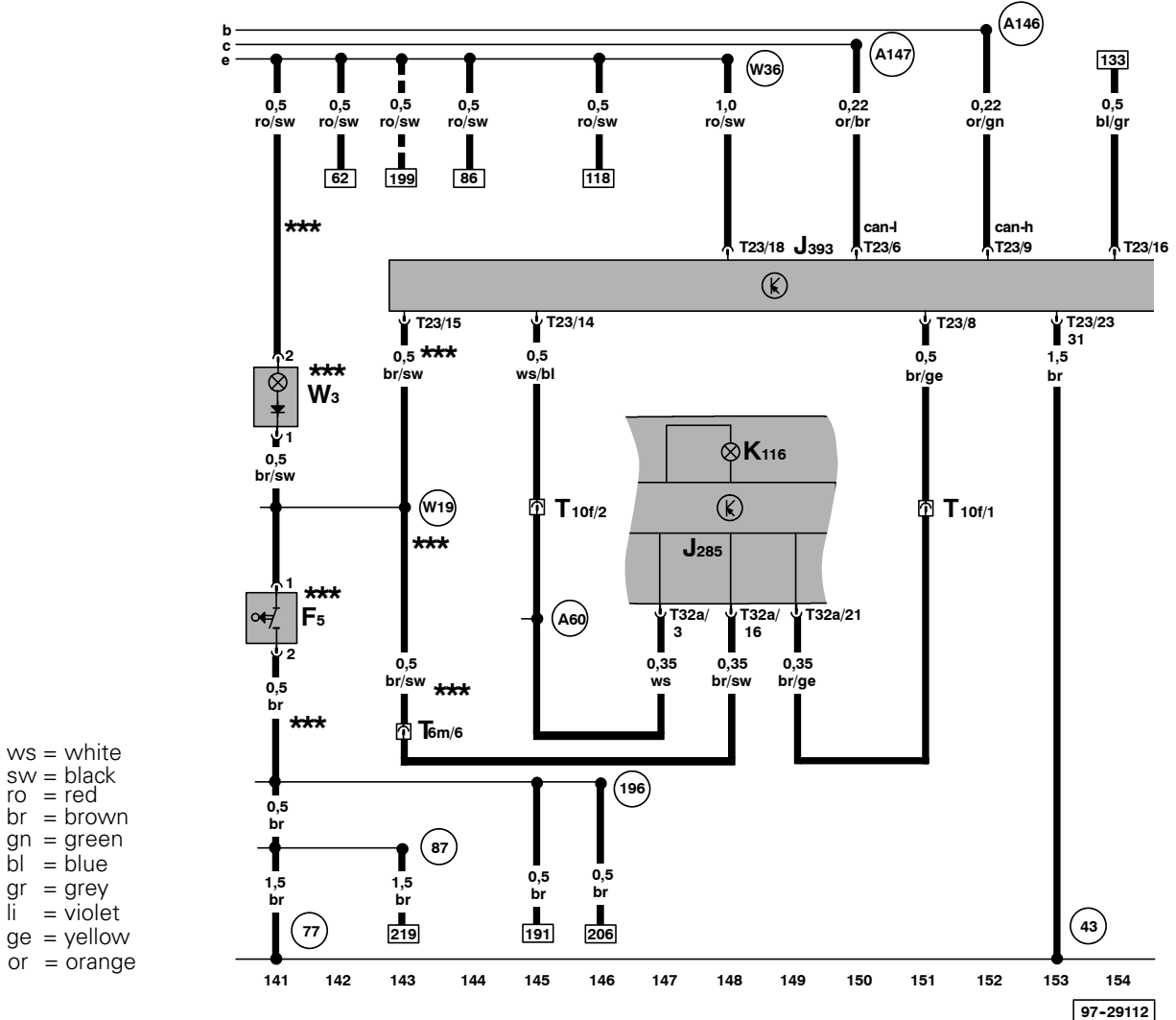


ws = white
 sw = black
 ro = red
 br = brown
 gn = green
 bl = blue
 gr = grey
 li = violet
 ge = yellow

97-25478

- F147 - Left Make-Up Mirror Light Switch
- F148 - Right Make-Up Mirror Light Switch
- T10o - 10-Pin Connector, green, connector station A-pillar, left
- W - Front Interior Light
- W11 - Left Rear Reading Light
- W12 - Right Rear Reading Light
- W14 - Right Make-up Mirror Light
- W20 - Left Make-up Mirror Light
- W39 - Reading light, center left
- W40 - Reading light, center right

- (44) - Ground connection, on left A-pillar, lower part
- (128) - Ground connection -1-, in interior light wiring harness
- (R4) - wire connection -1-, in interior light/door contact switch wiring harness
- (R6) - plus connection -1-, in interior light wiring harness
- (W36) - Plus connector (30a), in wiring harness floor
- (B129) - Connector (interior light 3/L) in wiring harness interior

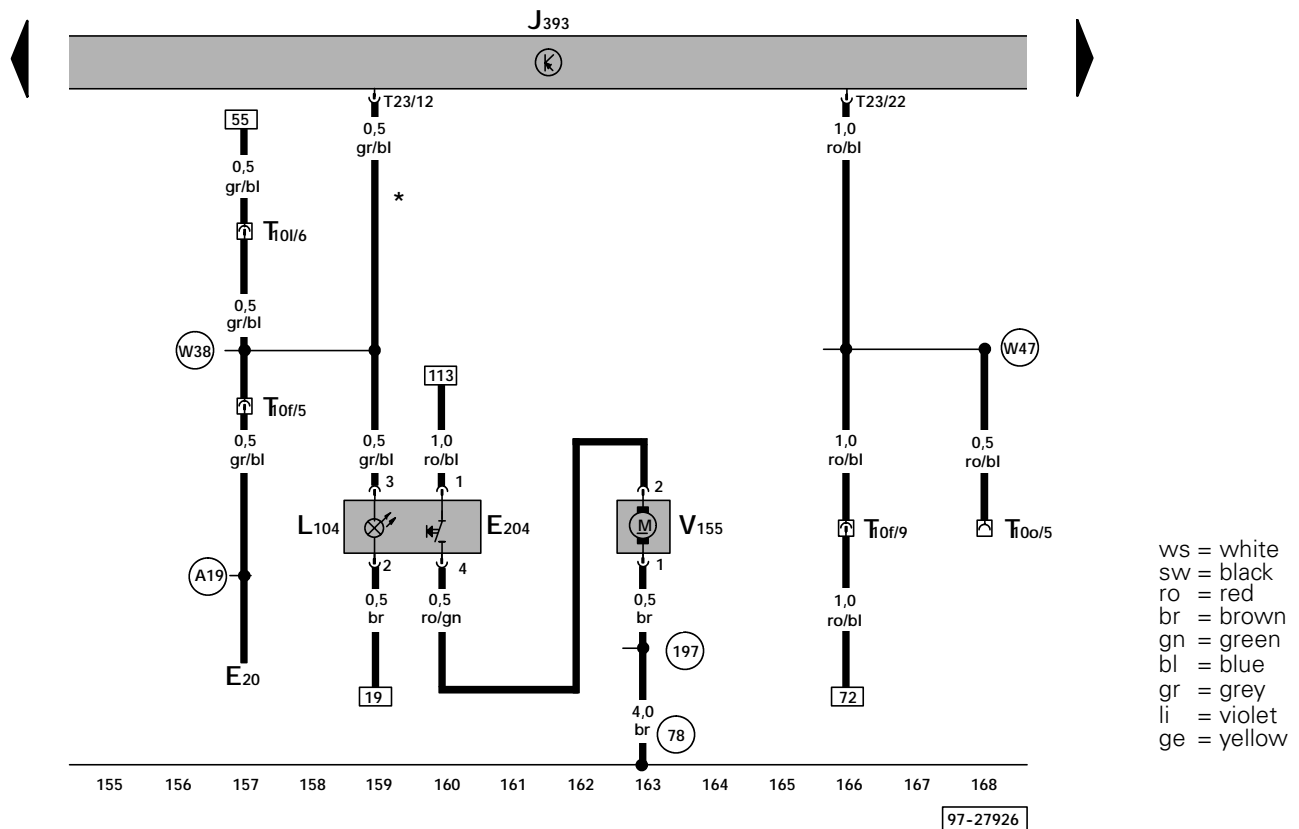


- F5 - Luggage Compartment Light Switch
- J285 - Control module with indicator unit in instrument panel insert
- J393 - Central control module for comfort system
- K116 - Warning light for rear lid unlocked
- T6m - 6-Pin Connector, black, connector station A-pillar, right
- T10f - 10-Pin Connector, blue, connector station A-pillar, left
- T23 - 23-Pin Connector
- T32a - 32-Pin Connector, blue, on instrument cluster
- W3 - Luggage compartment Light

- (43) - Ground connection, on right A-pillar, lower part
- (77) - Ground connection, (lower left B-pillar)

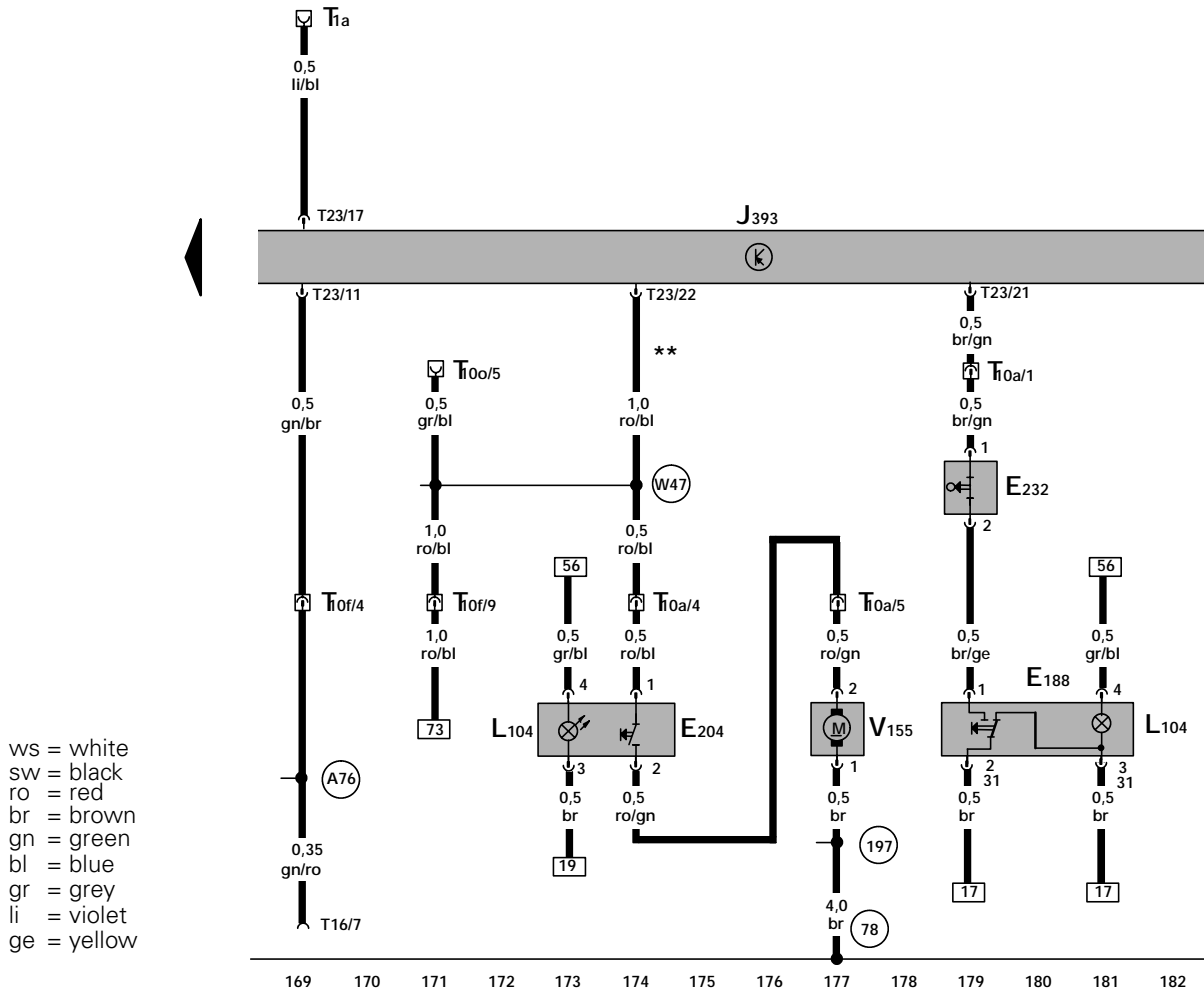
- (87) - Ground connection -2-, in rear wiring harness
- (196) - Ground connection -3-, in wiring harness, rear
- (A60) - Wire Connection (Vehicle speed signal), in instrument cluster wiring harness
- (W19) - Connection -2- (luggage compartment light), in rear wiring harness
- (A146) - Connection (CAN-Bus Comfort, High), in instrument panel wiring harness
- (A147) - Connection (CAN-Bus Comfort, Low), in instrument panel wiring harness
- (W36) - Plus connector (30a), in wiring harness floor

*** - sedan only
 --- wagon only



- E20 - Instrument Panel Light Dimmer Switch
- E204 - Switch for remote/fuel tank door
- J393 - Central control module for comfort system
- L104 - Illumination for switch remote unlock
- T10a - 10-Pin Connector, grey, connector station A-pillar, left
- T10f - 10-Pin Connector, blue, connector station A-pillar, left
- T10l - 10-pin connector, black, connector station A-pillar left
- T10o - 10-Pin Connector, green, connector station A-pillar, left
- T23 - 23-Pin Connector
- V155 - Motor for fuel tank lid unlock

- (78) - Ground connection, (lower right B-pillar)
- (197) - Ground connection -4-, in wiring harness rear
- (A19) - wire connection (58d), in instrument panel wiring harness
- (W38) - Connector (58d), in wiring harness floor
- (W47) - Plus-Connection -2- (30a), in wiring harness floor
- * - wagon only

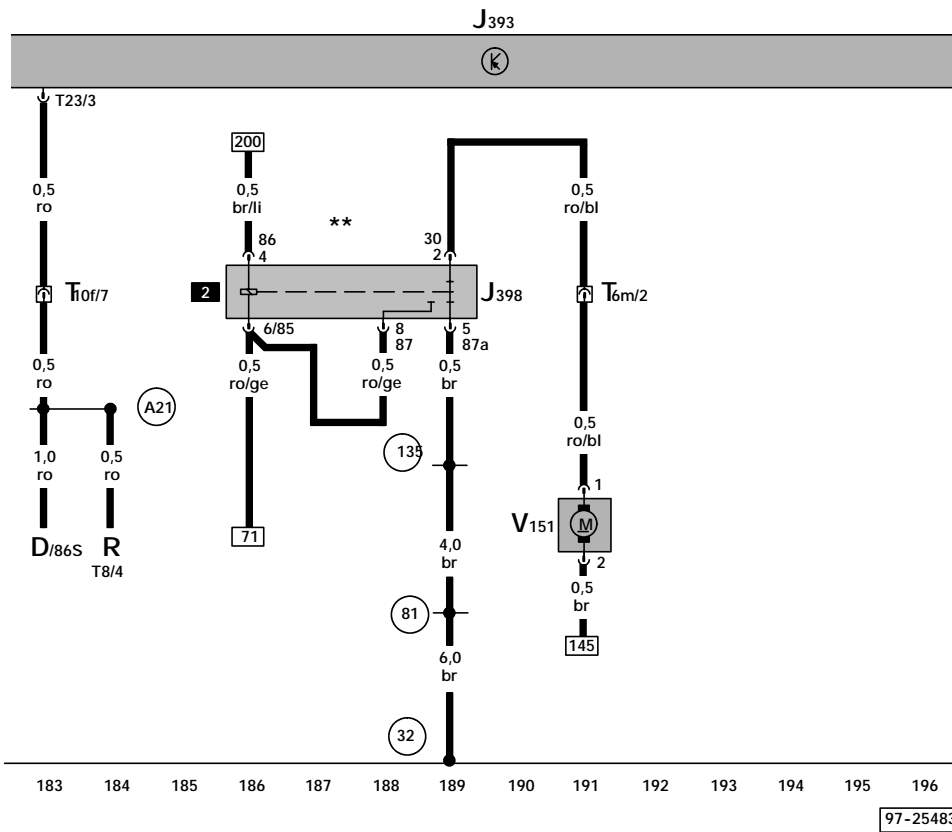


ws = white
 sw = black
 ro = red
 br = brown
 gn = green
 bl = blue
 gr = grey
 li = violet
 ge = yellow

- E188 - Switch for remote unlock, rear lid
- E204 - Switch for remote/fuel tank door
- E232 - Rear lid Remote Lock Key Switch
- J393 - Central control module for comfort system
- L104 - Illumination for switch remote unlock
- T1a - Single Connector, brown
- T10a - 10-Pin Connector, grey, connector station A-pillar, left
- T10f - 10-Pin Connector, blue, connector station A-pillar, left
- T10o - 10-Pin Connector, green, connector station A-pillar, left
- T16 - 16-Pin Connector, Data Link Connector (DLC), below instrument panel, left
- T23 - 23-Pin Connector
- V155 - Motor for fuel tank lid unlock

- (78) - Ground connection, (lower right B-pillar)
- (197) - Ground connection -4-, in wiring harness rear
- (A76) - Connector (K-diagnosis wire), in instrument panel wiring harness
- (W47) - Plus-Connection -2- (30a), in wiring harness floor

** - sedan only

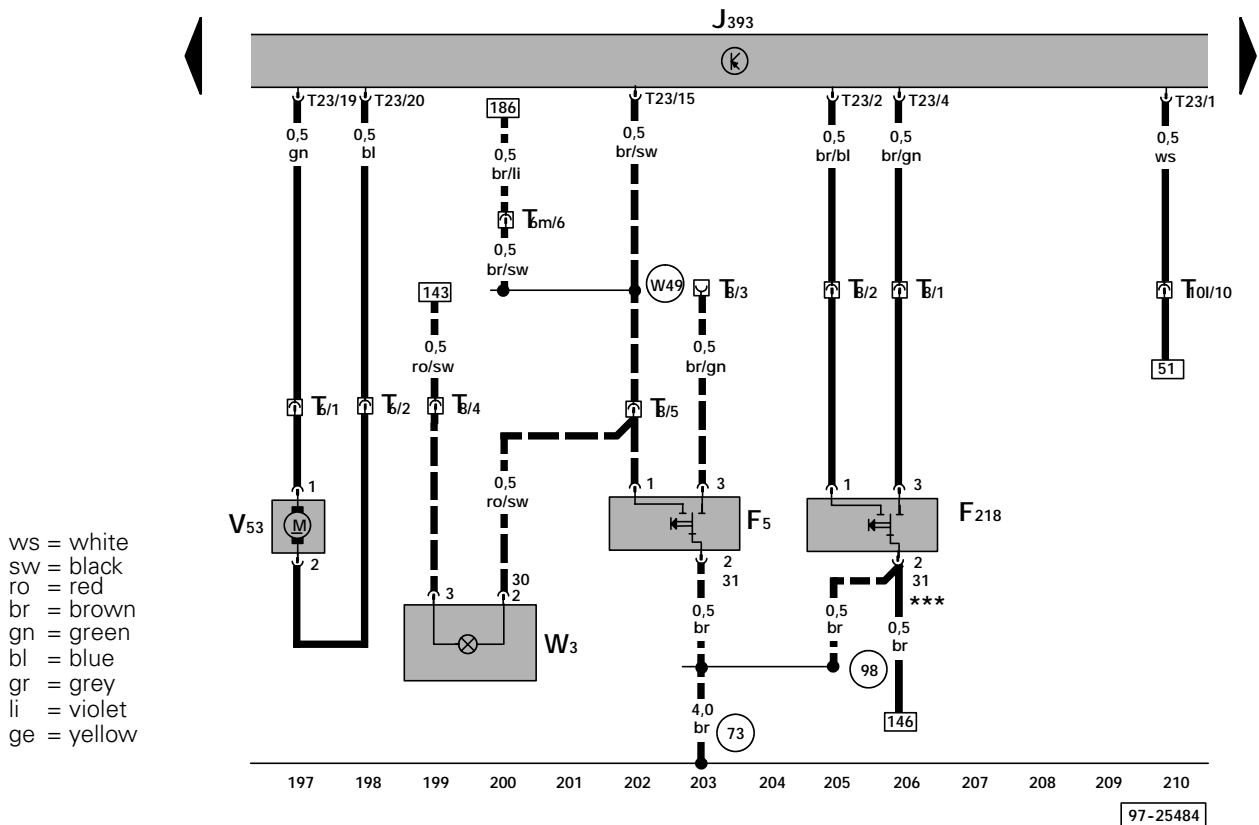


ws = white
 sw = black
 ro = red
 br = brown
 gn = green
 bl = blue
 gr = grey
 li = violet
 ge = yellow

- D - Ignition/Starter Switch
- J393 - Central control module for comfort system
- J398 - Relay for motor remote unlock rear lid, above relay panel, production control number (79)
- R - Radio
- T8 - 8-Pin Connector, on radio
- T6m - 6-Pin Connector, black, connector station A-pillar, right
- T10f - 10-Pin Connector, blue, connector station A-pillar, left
- T23 - 23-Pin Connector
- V151 - Motor for remote unlock rear lid

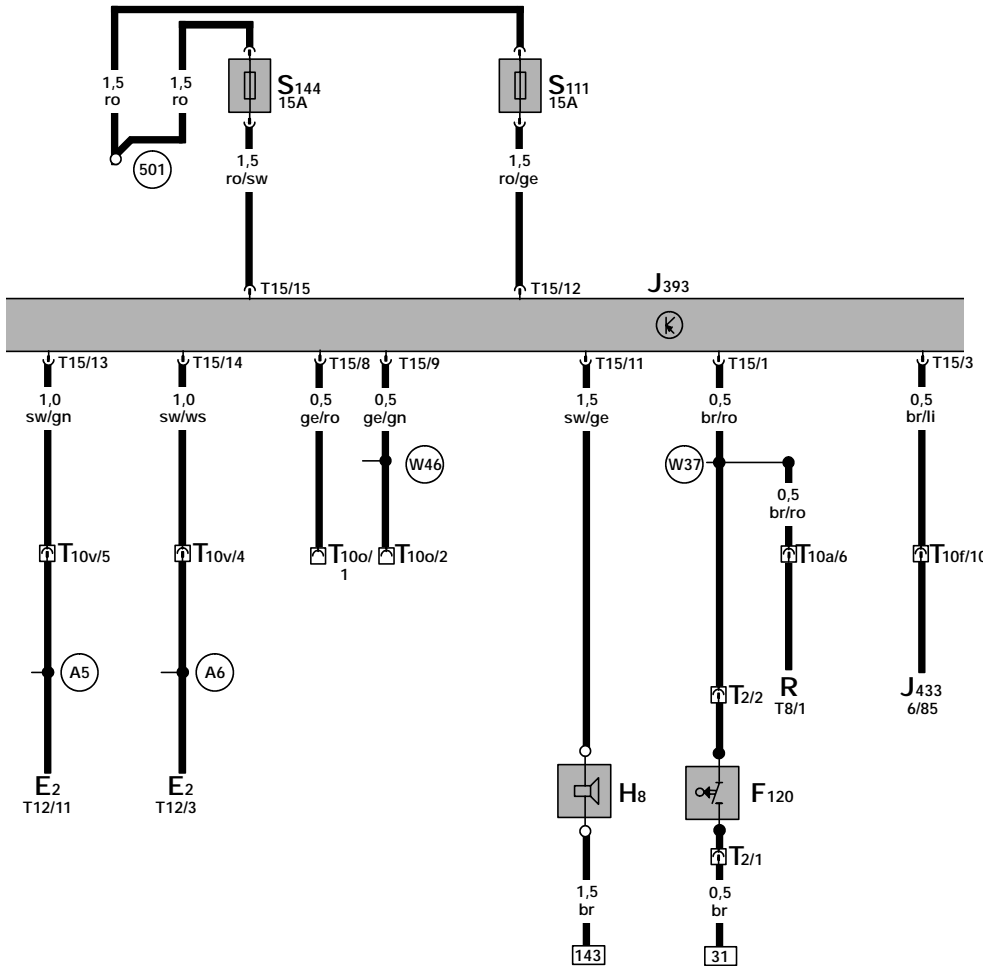
- Ⓣ32 - Ground connection, behind instrument panel, left
- Ⓣ81 - Ground connection -1-, in instrument panel wiring harness
- Ⓣ135 - Ground connection -2-, in instrument panel wiring harness
- ⓉA21 - wire connection (86s), in instrument panel wiring harness

** - wagon only



- F5 - Luggage Compartment light switch (wagon only)
- F218 - Switch for central locking, trunk lid
- J393 - Central control module for comfort system
- T6 - 6-Pin Connector, black
- T6m - 6-Pin Connector, black, connector station A-pillar, right
- T8 - 8-Pin Connector, black, connector station D-pillar, right (wagon only)
- T101 - 10-pin connector, black, connector station A-pillar left
- T23 - 23-Pin Connector
- V53 - Decklid Central Locking System Motor
- W3 - Luggage compartment light (wagon only)

- (73) - Ground connection, on roof bow, rear (wagon only)
- (98) - Ground connection, in rear lid wiring harness
- (W49) - Connection -1-, in wiring harness floor
- *** - sedan only
- wagon only

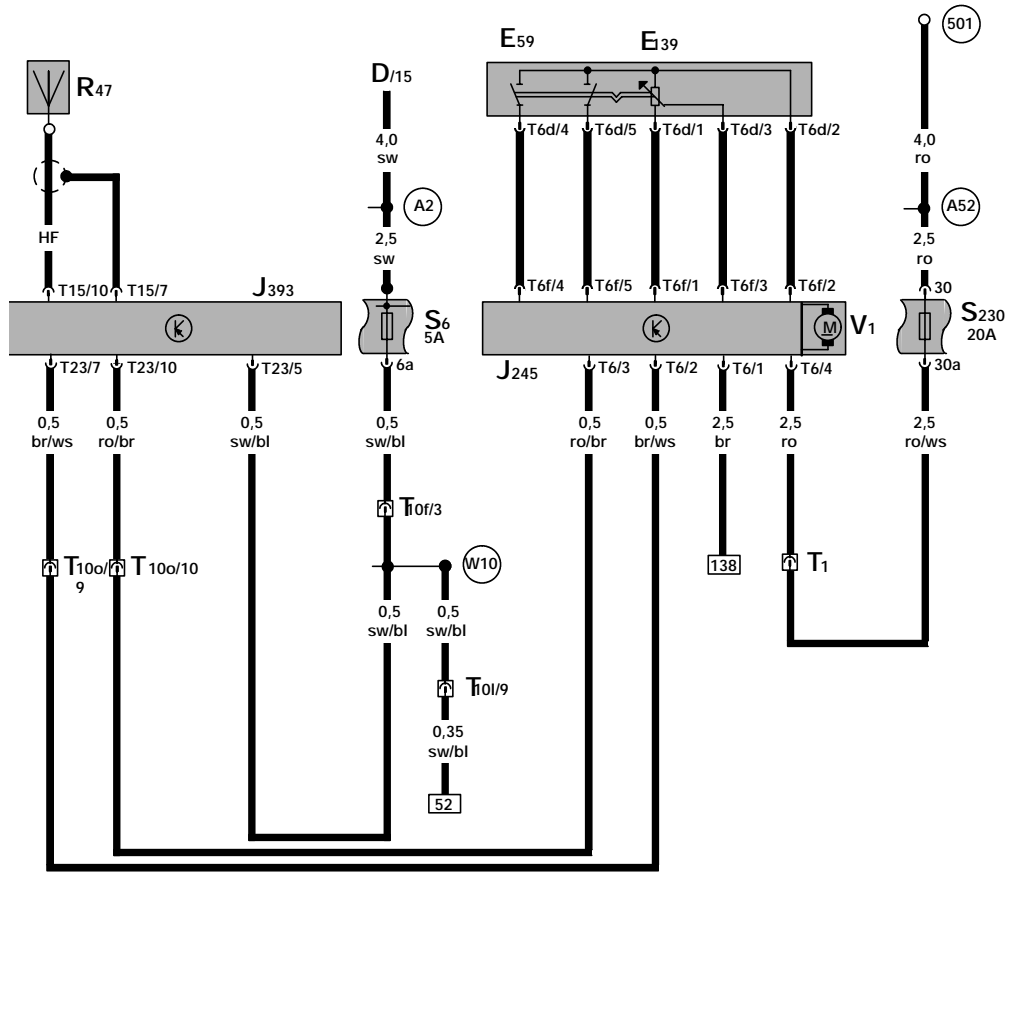


ws = white
 sw = black
 ro = red
 br = brown
 gn = green
 bl = blue
 gr = grey
 li = violet
 ge = yellow

211 212 213 214 215 216 217 218 219 220 221 222 223 224

97-30004

- E2 - Turn signal switch
- F120 - Hood Alarm Switch
- H8 - Alarm Horn
- J393 - Central control module for comfort system
- J433 - Starting Interlock Relay (alarm system), above relay panel
- R - Radio
- S111 - Fuse -1- for Alarm System, on the eight position auxiliary relay panel, behind relay panel
- S144 - Fuse -2- for Alarm System, on the eight position auxiliary relay panel, behind relay panel
- T2 - Double Connector
- T8 - 8-Pin Connector, on radio
- T10a - 10-Pin Connector, grey, connector station A-pillar, left
- T10o - 10-Pin Connector, red, connector station A-pillar, left
- T10v - 10-Pin Connector, violet, connector station A-pillar, right
- T12 - 12-Pin Connector, near steering column
- T15 - 15-Pin Connector, on Central control module for comfort system
- 501 - Screw connection -2- (30), on relay panel
- A5 - plus connection (right turn signal), in instrument panel wiring harness
- A6 - plus connection (left turn signal), in instrument panel wiring harness
- W37 - Connector (alarm system), in wiring harness floor
- W46 - Connection -1- (Interior Monitoring), in wiring harness floor



ws = white
 sw = black
 ro = red
 br = brown
 gn = green
 bl = blue
 gr = grey
 li = violet
 ge = yellow

225 226 227 228 229 230 231 232 233 234 235 236 237 238
 97-26513

- D - Ignition/Starter Switch
- E59 - Raise/Lower Sunroof Switch
- E139 - Sunroof Regulator
- J245 - Power Sunroof Control Module
- J393 - Central control module for comfort system
- R47 - Antenna wire for central locking and alarm system, on B-pillar right
- S6 - Fuse 6 in fuse holder
- S230 - Fuse 30 in fuse holder
- T1 - Single Connector, black
- T6 - 6-Pin Connector
- T6d - 6-Pin Connector
- T6f - 6-Pin Connector
- T10f - 10-Pin Connector, blue, connector station A-pillar, left
- T10l - 10-Pin Connector, black, connector station A-pillar, left
- T10o - 10-Pin Connector, red, connector station A-pillar, left
- T15 - 15-Pin Connector, on Central control module for comfort system
- T23 - 23-Pin Connector
- V1 - Sunroof Motor
- 501 - Screw connection -2- (30), on relay panel
- A2 - plus connection (15), in instrument panel wiring harness
- A52 - plus connection (30), in instrument panel wiring harness
- W10 - plus connection (15), in rear wiring harness from October 1998