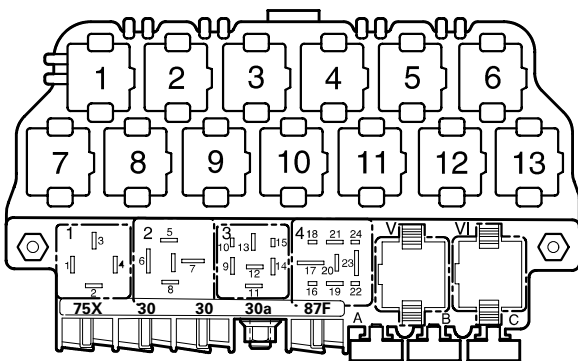


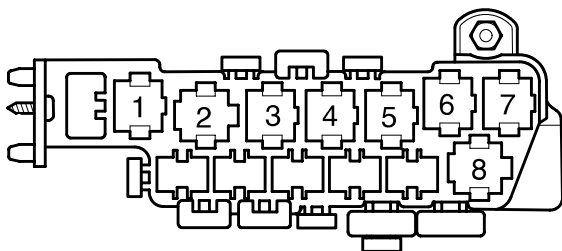
Airbag Systems, only for cars with green illuminated instrument cluster

from September 1997

Deviate relay location and fuseplacements as well as the locations of multiple connectors see section "component locations".



97-20676



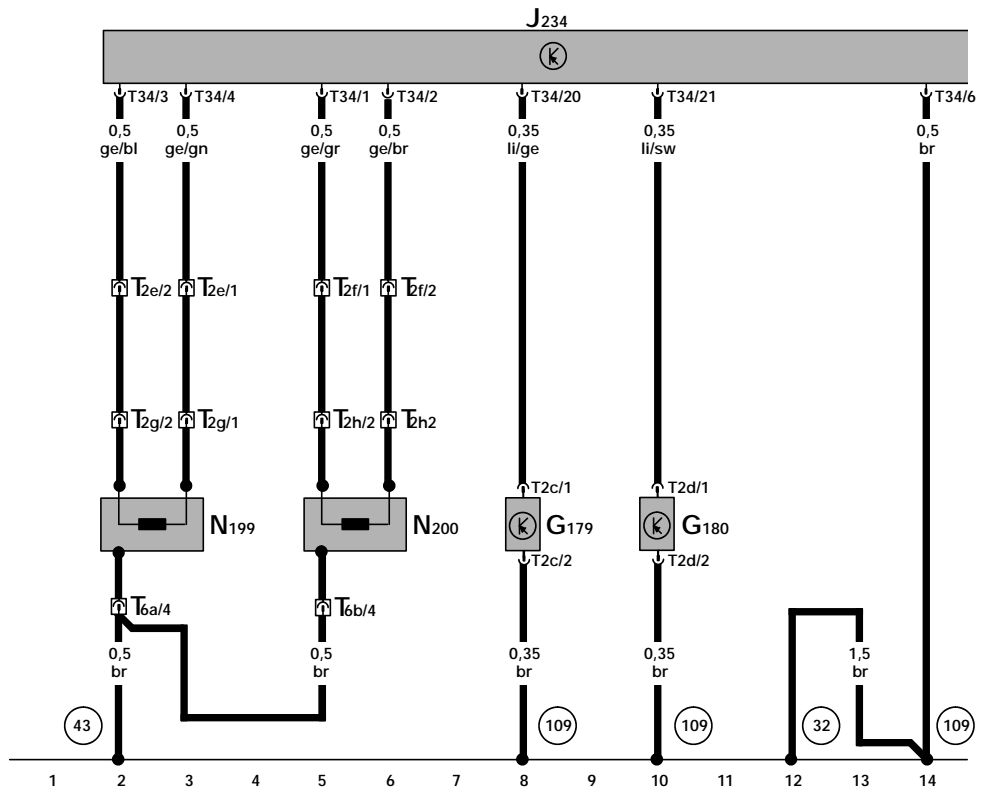
97-20515

Fuse colors

- 30 A - green
- 25 A - white
- 20 A - yellow
- 15 A - blue
- 10 A - red
- 7,5 A - brown
- 5 A - beige

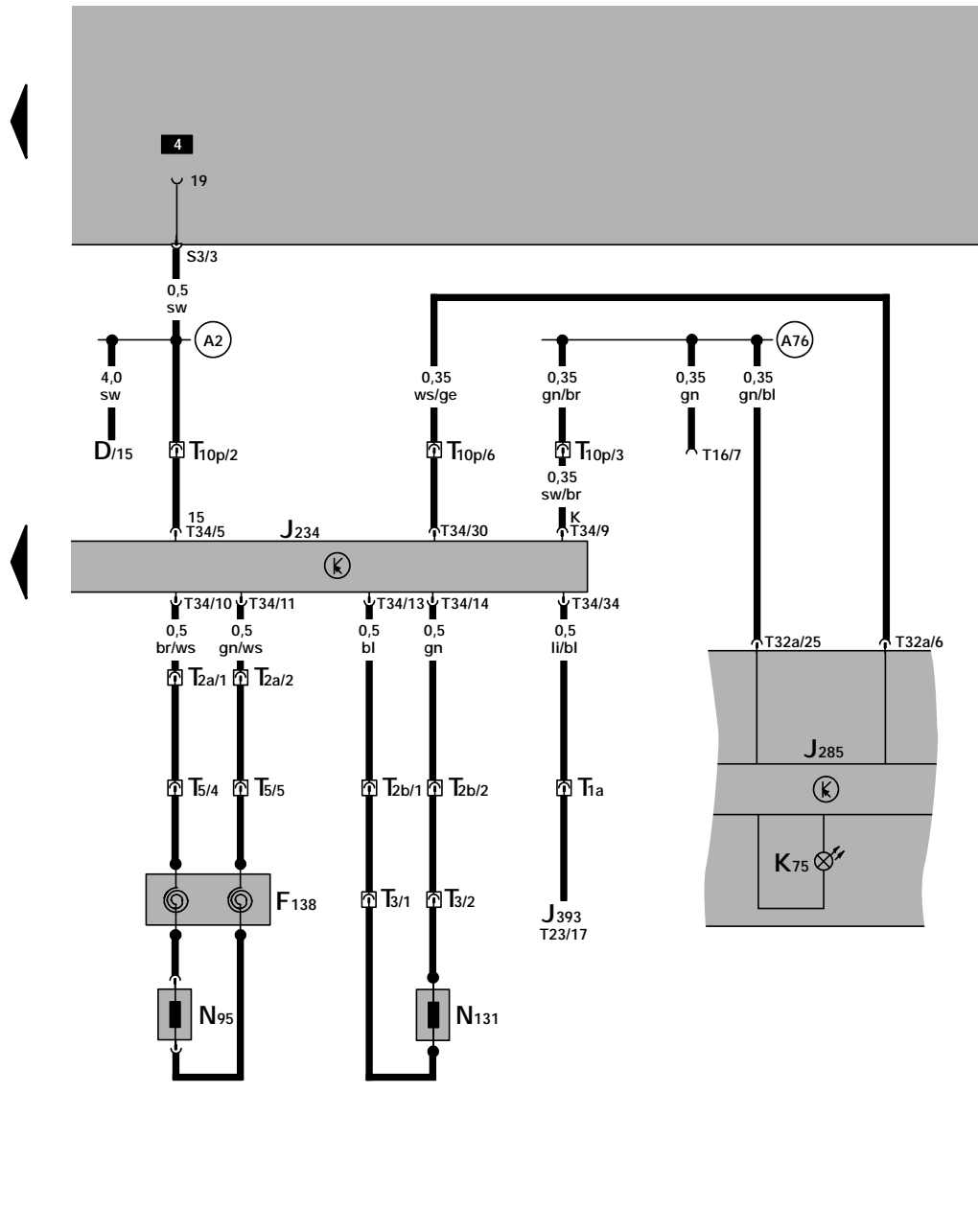


ws = white
 sw = black
 ro = red
 br = brown
 gn = green
 bl = blue
 gr = grey
 li = violet
 ge = yellow



97-21827

- G179 - Crash sensor for side airbag, driver's side
- G180 - Crash sensor for side airbag, passenger side
- J234 - Airbag Control Module, behind console
- N199 - Igniter for side airbag, driver's side
- N200 - Igniter for side airbag, passenger side
- T2e - Double Connector
- T2f - Double Connector
- T2g - Double Connector, below driver's seat
- T2h - Double Connector, below passenger's seat
- T6a - 6-Pin Connector
- T6b - 6-Pin Connector
- T34 - 34-Pin Connector, on Airbag Control Module
- (43) - Ground connection, on right A-pillar, lower part
- (109) - Ground connection, in airbag wiring harness
- (32) - Ground connection, behind instrument panel, left



ws = white
 sw = black
 ro = red
 br = brown
 gn = green
 bl = blue
 gr = grey
 li = violet
 ge = yellow

15 16 17 18 19 20 21 22 23 24 25 26 27 28

97-21828

- D - Ignition/Starter Switch
- F138 - Airbag Spiral Spring/Return Spring With Slip Ring
- J234 - Airbag Control Module, behind console
- J285 - Control module with indicator unit in instrument panel insert
- J393 - Central control module for comfort system
- K75 - Airbag Malfunction Indicator Lamp (MIL)
- N95 - Driver's Side Airbag Igniter
- N131 - Passenger's Side Airbag Igniter 1
- T1a - Single Connector, black, connector station A-pillar, right
- T2a - Double Connector, yellow, connector station A-pillar, left
- T2b - Double Connector, yellow, connector station A-pillar, right
- T3 - 3-Pin Connector, behind instrument panel, right

- T5 - 5-Pin Connector, black, behind steering column switch cover
- T10p - 10-Pin Connector, green, connector station A-pillar, right
- T16 - 16-Pin Connector, On Board Diagnostic (OBD), below instrument panel, left
- T23 - 23-Pin Connector, on central control module for comfort system
- T32a - 32-Pin Connector, blue, on instrument cluster
- T34 - 34-Pin Connector, on airbag control module
- (A2) - plus connection (15), in instrument panel wiring harness
- (A76) - Connector (K-diagnosis wire) in instrument panel wiring harness